



BOAT COVER INSTALLATION



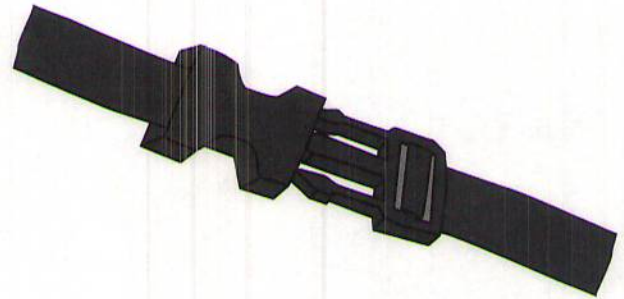
1. Drape cover over the boat placing the Safe Guard logo at the bow of the boat



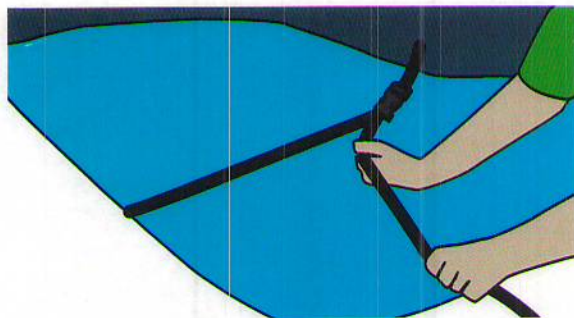
2. Pull cover over boat and down evenly on all sides of the boat.



3. Attach the nylon straps to the quick-release buckles. **If the strap is threaded incorrectly it will slip when tension is applied.**



4. After threading the straps through the quick-release buckles, reconnect the buckles to both sides of the covers.



5. Tighten cover on boat by pulling tight on the nylon straps. Repeat steps 3, 4 and 5 to apply straps over top of cover.

